

OPTOTRONIC FIT D NFC L

Linear / Area Constant Current – Non dimmable



Areas of application

- Linear lighting for office, education, industry, storage areas and retail
- Installation in emergency lighting systems according to IEC 61347-2-13, appendix J
- Suitable for installation in emergency lighting systems according to EN 60598-2-22
- Suitable for luminaires of protection class I

Product family benefits

- Flexible and future-proof current setting via NFC (Near Field Communication)
- Lifetime: up to 100,000 h (temperature at $T_C = 65^\circ\text{C}$, max. 10 % failure rate)
- High quality of light thanks to <1% output ripple current
- Very high efficiency
- Fulfill safety requirement due to overload, overtemperature protection

Product family features

- Line frequency: 0 Hz | 50 Hz | 60 Hz
- Versatile scope of application due to output power range of up to 75 W
- Supply voltage: 220...240 V
- Available with output current range: up to 550 mA
- Non-isolated drivers



Product family datasheet

Technical data

Electrical data

Product description	Efficiency in full-load	Maximum output power
OT FIT 35/220...240/350 D NFC L	92 % ¹⁾	35 W
OT FIT 75/220...240/550 D NFC L	94 % ¹⁾	75 W
OT FIT 100/220...240/750 D NFC L	95 % ¹⁾	100 W

¹⁾ at 230 V, 50 Hz

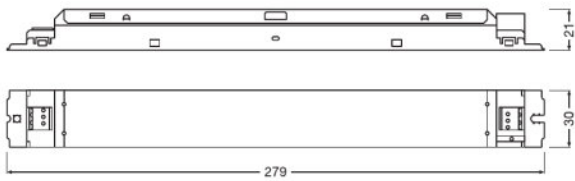
Dimensions & weight

Product description	Mounting hole spacing, length	Product weight	Cable cross-section, input side	Cable cross-section, output side	Wire preparation length, input side
OT FIT 35/220...240/350 D NFC L	270.0 mm	180.00 g	0.5...1.5 mm ²	0.5...1.5 mm ²	8.0...9.0 mm
OT FIT 75/220...240/550 D NFC L	270.0 mm	180.00 g	0.5...1.5 mm ²	0.5...1.5 mm ²	8.0...9.0 mm
OT FIT 100/220...240/750 D NFC L	270.0 mm	220.00 g	0.5...1.5 mm ²	0.5...1.5 mm ²	8.0...9.0 mm

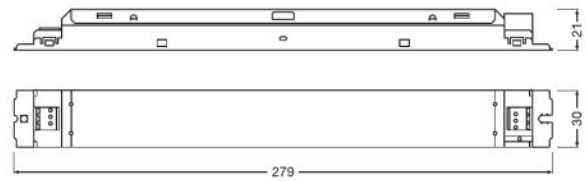
Product description	Length	Width	Height
OT FIT 35/220...240/350 D NFC L	280.0 mm	30.0 mm	21.0 mm
OT FIT 75/220...240/550 D NFC L	280.0 mm	30.0 mm	21.0 mm
OT FIT 100/220...240/750 D NFC L	280.0 mm	30.0 mm	21.0 mm

Product family datasheet

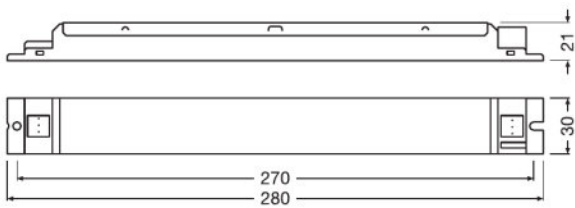
Product line drawing



OT FIT 35/220...240/350 D NFC L



OT FIT 75/220...240/550 D NFC L



OT FIT 100/220...240/750 D NFC L

Product family datasheet

Temperatures & operating conditions

Product description	Ambient temperature range	Maximum temperature at tc test point	Max.housing temperature in case of fault	Temperature range at storage
OT FIT 35/220...240/350 D NFC L	-25...+60 °C	75 °C	110 °C	-40...+85 °C
OT FIT 75/220...240/550 D NFC L	-25...+50 °C	75 °C	110 °C	-40...+85 °C
OT FIT 100/220...240/750 D NFC L	-25...+50 °C	75 °C	110 °C	-40...+85 °C

Product description	Permitted rel. humidity during operation
OT FIT 35/220...240/350 D NFC L	5...85 % ¹⁾
OT FIT 75/220...240/550 D NFC L	5...85 % ¹⁾
OT FIT 100/220...240/750 D NFC L	5...85 % ¹⁾

¹⁾ Maximum 56 days/year at 85 %

Lifespan

Product description	ECG lifetime
OT FIT 35/220...240/350 D NFC L	50000 / 100000 h ¹⁾
OT FIT 75/220...240/550 D NFC L	50000 / 100000 h ¹⁾
OT FIT 100/220...240/750 D NFC L	50000 / 100000 h

¹⁾ At maximum $T_c = 75^\circ\text{C}$ / 10% failure rate / At $T_c = 65^\circ\text{C}$ / 10% failure rate

Capabilities

Product description	Intended for no-load operation
OT FIT 35/220...240/350 D NFC L	No
OT FIT 75/220...240/550 D NFC L	No
OT FIT 100/220...240/750 D NFC L	No

Programming

Product description	Tuner4TRONIC Field App	Tuner4TRONIC	Box programming
OT FIT 35/220...240/350 D NFC L	Yes	Yes	Yes
OT FIT 75/220...240/550 D NFC L	Yes	Yes	Yes
OT FIT 100/220...240/750 D NFC L	Yes		

Product description	Programming device
OT FIT 35/220...240/350 D NFC L	
OT FIT 75/220...240/550 D NFC L	
OT FIT 100/220...240/750 D NFC L	FEIG

Product family datasheet

Certificates & standards

Product description	Approval marks – approval	Standards	Type of protection
OT FIT 35/220...240/350 D NFC L	CE / EL / VDE-ENEC / EAC / CCC / BIS / RCM	Acc. to EN 61347-1/Acc. to EN 61347-2-13/Acc. to EN 62384/Acc. to EN 61000-3-2/Acc. to EN 61000-3-3/Acc. to EN 61547	IP20
OT FIT 75/220...240/550 D NFC L	CE / EL / VDE-ENEC / EAC / CCC / BIS / RCM	Acc. to EN 61347-1/Acc. to EN 61347-2-13/Acc. to EN 62384/Acc. to EN 61000-3-2/Acc. to EN 61000-3-3/Acc. to EN 61547	IP20
OT FIT 100/220...240/750 D NFC L	CE / EL / VDE-ENEC / EAC / CCC / BIS / RCM	Acc. to IEC 61347-1/Acc. to IEC 61347-2-13/Acc. to IEC 62384/Acc. to IEC 62386/Acc. to IEC 61000-3-2/Acc. to IEC 61000-3-3/Acc. to IEC 61547	IP20

Logistical data

Product description	Commodity code
OT FIT 35/220...240/350 D NFC L	850440829000
OT FIT 75/220...240/550 D NFC L	850440829000
OT FIT 100/220...240/750 D NFC L	850440829000



Application advice

For more detailed application information and graphics please see product datasheet.







Sales and Technical Support

Sales and Technical Support www.osram.com

Download Data

File
 User instruction OPTOTRONIC LED Power Supply
 Certificates OT EMC 40050085 200220

Product family datasheet

	Certificates OT ENEC 40038085 130720
	Certificates OT EMC 40044675 250621
	Declarations of conformity OT FIT D NFC L UK DoC 4281277 240221
	Declarations of conformity OT FIT D NFC L CE 3694918 020921
	Declarations of conformity EATON(CEAG)-Conformity declaration AM10972 OT FIT 35220-240350 D NFC L
	Declarations of conformity INOTEC-Conformity declaration AM10972 OT FIT 35220-240350 D NFC L
	CAD data OT FIT D NFC L IGS 251119
	CAD data OT FIT D NFC L STEP 251119
	CAD Data 2-dim OT FIT D NFC L CAD2PDF 251119
	CAD data 3-dim OT FIT D NFC L CAD3PDF 251119
	Declarations of conformity EATON(CEAG)-Conformity declaration AM10971 OT FIT 75220-240550 D NFC L
	Declarations of conformity INOTEC-Conformity declaration AM10971 OT FIT 75220-240550 D NEC L
	User instruction OPTOTRONIC LED Power Supply
	Certificates OT FIT OTI DALI CB DE1 62965 270220
	CAD data OT FIT 100 D NFC L IGS 270220
	CAD data OT FIT 100 D NFC L STEP 270220
	CAD Data 2-dim OT FIT 100 D NFC L CAD2PDF 270220
	CAD data 3-dim OT FIT 100 D NFC L CAD3PDF 270220

Product family datasheet

Ecodesign regulation information:

Intended for use with LED modules.

The forward voltage of the LED light source shall be within the defined operating window of the control gear in all operating conditions including dimming if applicable.

Separate control gear and light sources must be disposed of at certified disposal companies in accordance with Directive 2012/19/EU (WEEE) in the EU and with Waste Electrical and Electronic Equipment (WEEE) Regulations 2013 in the UK. For this purpose, collection points for recycling centres and take-back systems (CRSO) are available from retailers or private disposal companies, which accept separate control gear and light sources free of charge. In this way, raw materials are conserved and materials are recycled.

Logistical Data

Product code	Product description	Packaging unit (Pieces/Unit)	Dimensions (length x width x height)	Volume	Gross weight
4052899990166	OT FIT 35/220...240/350 D NFC L	Shipping carton box 20	303 mm x 159 mm x 105 mm	5.06 dm ³	3727.00 g
4052899990180	OT FIT 75/220...240/550 D NFC L	Shipping carton box 20	303 mm x 159 mm x 105 mm	5.06 dm ³	3727.00 g
4062172122863	OT FIT 100/220...240/750 D NFC L	Shipping carton box 20	309 mm x 225 mm x 78 mm	5.42 dm ³	4595.00 g

- The mentioned product code describes the smallest quantity unit which can be ordered. One shipping unit can contain one or more single products. When placing an order, for the quantity please enter single or multiples of a shipping unit.

Disclaimer

Subject to change without notice. Errors and omission excepted. Always make sure to use the most recent release.