

## OPTOTRONIC FIT D NFC IND L

Linear / Area Constant Current – Non dimmable



### Areas of application

- Linear lighting solutions for industry, storage areas and retail applications
- Installation in emergency lighting systems according to IEC 61347-2-13, appendix J
- Suitable for installation in emergency lighting systems according to EN 60598-2-22
- Suitable for luminaires of protection class I

### Product family benefits

- Flexible and future-proof current setting via NFC and LT2
- Lifetime: up to 100,000 h (temperature at  $T_C = 75^\circ\text{C}$ , max. 10 % failure rate)
- Wide operating temperature range:  $-40\dots+65^\circ\text{C}$
- High quality of light thanks to  $<1\%$  output ripple current
- High surge protection: up to 4 kV (L-N) / 4 kV (L/N-PE)
- Very high efficiency (up to 96%)
- Integrated inrush current limiter
- Fulfill safety requirement due to overload, overtemperature, Hot Plug protection



## Product family datasheet

---

### Product family features

- Line frequency: 0 Hz | 50 Hz | 60 Hz
- Versatile scope of application due to output power range of up to 150 W
- Supply voltage: 220...240 V
- Available with output current range: up to 1,000 mA
- Constant Lumen Output (CLO)
- Non-isolated drivers
- Constant Lumen Output (CLO)

## Product family datasheet

### Technical data

#### Electrical data

Product description	Efficiency in full-load	Maximum output power
OT FIT 75/220...240/550 D NFC IND L	94 % <sup>1)</sup>	75 W
OT FIT 100/220...240/700 D NFC IND L	95 % <sup>1)</sup>	100 W
OT FIT 150/220...240/1A0 D NFC IND L	95.5 % <sup>1)</sup>	150 W

<sup>1)</sup> at 230 V, 50 Hz

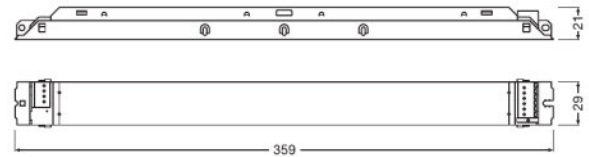
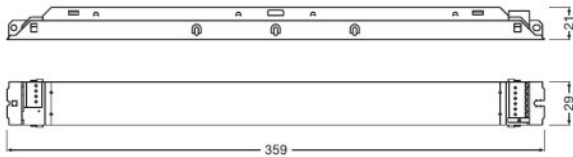
#### Dimensions & weight

Product description	Mounting hole spacing, length	Product weight	Cable cross-section, input side	Cable cross-section, output side	Wire preparation length, input side
OT FIT 75/220...240/550 D NFC IND L	350.0 mm	265.00 g	0.5...1.5 mm <sup>2</sup>	0.5...1.5 mm <sup>2</sup>	8.0...9.0 mm
OT FIT 100/220...240/700 D NFC IND L	350.0 mm	260.00 g	0.5...1.5 mm <sup>2</sup>	0.5...1.5 mm <sup>2</sup>	8.0...9.0 mm
OT FIT 150/220...240/1A0 D NFC IND L	350.0 mm	260.00 g	0.5...1.5 mm <sup>2</sup>	0.5...1.5 mm <sup>2</sup>	8.0...9.0 mm

Product description	Height	Width	Length
OT FIT 75/220...240/550 D NFC IND L	21.0 mm	30.0 mm	360.0 mm
OT FIT 100/220...240/700 D NFC IND L	21.0 mm	30.0 mm	360.0 mm
OT FIT 150/220...240/1A0 D NFC IND L	21.0 mm	30.0 mm	360.0 mm

# Product family datasheet

## Product line drawing



OT FIT 100/220...240/700 D NFC IND L

OT FIT 150/220...240/1A0 D NFC IND L

## Temperatures & operating conditions

Product description	Ambient temperature range	Maximum temperature at tc test point	Max.housing temperature in case of fault	Temperature range at storage
OT FIT 75/220...240/550 D NFC IND L	-40...+70 °C	85 °C	110 °C	-40...+85 °C
OT FIT 100/220...240/700 D NFC IND L	-40...+70 °C	85 °C	110 °C	-40...+85 °C
OT FIT 150/220...240/1A0 D NFC IND L	-40...+70 °C	85 °C	110 °C	-40...+85 °C

Product description	Permitted rel. humidity during operation
OT FIT 75/220...240/550 D NFC IND L	5...85 % <sup>1)</sup>
OT FIT 100/220...240/700 D NFC IND L	5...85 % <sup>1)</sup>
OT FIT 150/220...240/1A0 D NFC IND L	5...85 % <sup>1)</sup>

<sup>1)</sup> Maximum 56 days/year at 85 %

## Product family datasheet

### Lifespan

Product description	ECG lifetime
OT FIT 75/220...240/550 D NFC IND L	50000 / 100000 h
OT FIT 100/220...240/700 D NFC IND L	50000 / 100000 h <sup>1)</sup>
OT FIT 150/220...240/1A0 D NFC IND L	50000 / 100000 h <sup>1)</sup>

<sup>1)</sup> At maximum  $T_c = 85^\circ\text{C}$  / 10% failure rate / At  $T_{\text{case}} = 75^\circ\text{C}$  at  $T_c$  point / 10% failure rate

### Capabilities

Product description	Intended for no-load operation
OT FIT 75/220...240/550 D NFC IND L	No
OT FIT 100/220...240/700 D NFC IND L	No
OT FIT 150/220...240/1A0 D NFC IND L	No

### Programming

Product description	Programming device	Tuner4TRONIC Field App	Tuner4TRONIC
OT FIT 75/220...240/550 D NFC IND L	FEIG	Yes	Yes
OT FIT 100/220...240/700 D NFC IND L	NFC / LEDset	Yes	Yes
OT FIT 150/220...240/1A0 D NFC IND L	NFC / LEDset	Yes	Yes

Product description	Box programming
OT FIT 75/220...240/550 D NFC IND L	Yes
OT FIT 100/220...240/700 D NFC IND L	Yes
OT FIT 150/220...240/1A0 D NFC IND L	Yes

## Product family datasheet

### Certificates & standards

Product description	Approval marks – approval	Standards	Type of protection
OT FIT 75/220...240/550 D NFC IND L	CE / EL / VDE-ENEC / EAC / CCC / BIS / RCM	Acc. to IEC 61347-1/Acc. to IEC 61347-2-13/Acc. to IEC 62384/Acc. to IEC 62386/Acc. to IEC 61000-3-2/Acc. to IEC 61000-3-3/Acc. to IEC 61547	IP20
OT FIT 100/220...240/700 D NFC IND L	CE / EL / VDE-ENEC / EAC / CCC / BIS / RCM	Acc. to EN 61347-1/Acc. to EN 61347-2-13/Acc. to EN 62384/Acc. to EN 61000-3-2/Acc. to EN 61000-3-3/Acc. to EN 61547	IP20
OT FIT 150/220...240/1A0 D NFC IND L	CE / EL / VDE-ENEC / EAC / CCC / BIS / RCM	Acc. to EN 61347-1/Acc. to EN 61347-2-13/Acc. to EN 62384/Acc. to EN 61000-3-2/Acc. to EN 61000-3-3/Acc. to EN 61547	IP20

### Logistical data

Product description	Commodity code
OT FIT 75/220...240/550 D NFC IND L	850440829000
OT FIT 100/220...240/700 D NFC IND L	850440829000
OT FIT 150/220...240/1A0 D NFC IND L	850440829000


### Application advice

For more detailed application information and graphics please see product datasheet.
















### Sales and Technical Support

Sales and Technical Support [www.osram.com](http://www.osram.com)

### Download Data

File
 User instruction OPTOTRONIC LED Power Supply

## Product family datasheet

	User instruction OPTOTRONIC LED Power Supply
	Certificates OT ENEC 40038085 130720
	Declarations of conformity OT FIT D NFC IND L UK DoC 4281285 120221
	Declarations of conformity OT FIT D NFC IND L CE 3695761 020921
	User instruction OPTOTRONIC LED Power Supply
	Certificates OT EMC 40050085 200220
	Certificates OT EMC 40044675 250621
	Declarations of conformity INOTEC-Conformity declaration AM16013 OT FIT 100 220-24 700 D NFC IND L (EN)
	Declarations of conformity EATON(CEAG) Conformity declaration AM16013 OT FIT 100 220-240 700 D NFC IND L (EN)
	CAD data OT FIT D NFC IND L IGS 281119
	CAD data OT FIT D NFC IND L STEP 281119
	CAD Data 2-dim OT FIT D NFC IND L CAD2PDF 281119
	CAD data 3-dim OT FIT D NFC IND L CAD3PDF 281119
	Declarations of conformity INOTEC-Conformity declaration AM15161 OT FIT 150 220-240 1A0 D NFC IND L (EN)
	Declarations of conformity EATON(CEAG) Conformity declaration AM15161 OT FIT 150 220-240 1A0 D NFC IND L (EN)

### Ecodesign regulation information:

Intended for use with LED modules.

The forward voltage of the LED light source shall be within the defined operating window of the control gear in all operating conditions including dimming if applicable.

Separate control gear and light sources must be disposed of at certified disposal companies in accordance with Directive 2012/19/EU (WEEE) in the EU and with Waste Electrical and Electronic Equipment (WEEE) Regulations 2013 in the UK. For this purpose, collection points for recycling centres and take-back systems (CRSO) are available from retailers or private disposal companies, which accept separate control gear and light sources free of charge. In this way, raw materials are conserved and materials are recycled.

## Product family datasheet

---

### Logistical Data

Product code	Product description	Packaging unit (Pieces/Unit)	Dimensions (length x width x height)	Volume	Gross weight
4062172139694	OT FIT 75/220...240/550 D NFC IND L	Shipping carton box 20	385 mm x 160 mm x 100 mm	6.16 dm <sup>3</sup>	5475.00 g
4052899990128	OT FIT 100/220...240/700 D NFC IND L	Shipping carton box 20	385 mm x 160 mm x 100 mm	6.16 dm <sup>3</sup>	5546.00 g
4052899990142	OT FIT 150/220...240/1A0 D NFC IND L	Shipping carton box 20	385 mm x 160 mm x 100 mm	6.16 dm <sup>3</sup>	5375.00 g

The mentioned product code describes the smallest quantity unit which can be ordered. One shipping unit can contain one or more single products. When placing an order, for the quantity please enter single or multiples of a shipping unit.

---

### Disclaimer

Subject to change without notice. Errors and omission excepted. Always make sure to use the most recent release.