

CV Power supplies 12 V



Product family benefits

- Versatile scope of application due to output power range of up to 120 W
- Very high efficiency
- IP rating: up to IP67
- High surge protection: up to 3 kV (L-N) / 6 kV (L/N-PE)

Areas of application

- Suitable for indoor and outdoor installations
- Ideal for mounting in very tight spaces

Product family datasheet

Technical data

Product description	Electrical data					
	Nominal input voltage	Mains frequency	Input voltage AC	Total harmonic distortion	Power factor λ	Efficiency in full-load
OT 15/220...240/12 P	220...240 V	50...60 Hz	198...264 V ¹⁾	< 20 %	> 0.5 ²⁾	79 % ³⁾
OT 30/220...240/12 P	220...240 V	50...60 Hz	198...264 V ¹⁾	< 20 %	0.95/0.90 ¹²⁾	83 % ³⁾
OT FIT 60/220-240/12 P	220...240 V	50...60 Hz	198...264 V	< 5 % ¹⁴⁾	0.95 ¹⁵⁾	87 % ³⁾
OT FIT 150/220-240/12 P	220...240 V	50...60 Hz	198...264 V	< 5 % ¹⁴⁾	0.95 ¹⁵⁾	91 % ³⁾
OT FIT 300/220-240/12 P	220...240 V	50...60 Hz	198...264 V	< 5 % ¹⁴⁾	0.95 ¹⁵⁾	91 % ³⁾

Product description	Device power loss	Inrush current	Max. ECG no. on circuit breaker 10 A (B)	Max. ECG no. on circuit breaker 16 A (B)	Max. ECG no. on circuit breaker 25 A (B)
OT 15/220...240/12 P	3.0 W	20 A ⁴⁾	32	51	-
OT 30/220...240/12 P	5.0 W	30 A ⁴⁾	13	21	-
OT FIT 60/220-240/12 P	8.6 W	45 A ¹⁶⁾	6	13	22
OT FIT 150/220-240/12 P	14.8 W	55 A ²²⁾	4	7	10
OT FIT 300/220-240/12 P	28 W	70 A ²⁵⁾	2	4	6

Product description	Surge capability (L-N)	Nominal output voltage	U-OUT (working voltage)	Nominal output power	Maximum output power
OT 15/220...240/12 P	4 kV	12.5 V ⁵⁾	12.5 V	15 W ⁶⁾	15 W ⁷⁾
OT 30/220...240/12 P	4 kV	12.5 V ⁵⁾	12.5 V	30 W ¹³⁾	30 W ⁷⁾
OT FIT 60/220-240/12 P	6 kV	12.5 V	13 V	60 W	60 W ⁷⁾
OT FIT 150/220-240/12 P	6 kV	12.5 V	13 V	150 W	150 W ⁷⁾
OT FIT 300/220-240/12 P	6 kV	12.5 V	13 V	300 W	300 W ⁷⁾

Product description	Galvanic isolation	Galvanic isolation primary/secondary	Max. ECG no. on circuit breaker 10 A (C)	Max. ECG no. on circuit breaker 16 A (C)	Output ripple Voltage (100 Hz)
OT 15/220...240/12 P	SELV equivalent	3.75 kV ⁸⁾			
OT 30/220...240/12 P	SELV equivalent	3.75 kV ⁸⁾			
OT FIT 60/220-240/12 P	SELV		14	23	< 3 % ¹⁷⁾
OT FIT 150/220-240/12 P	SELV		9	16	< 3 % ¹⁷⁾
OT FIT 300/220-240/12 P	SELV		4	7	< 3 % ¹⁷⁾

Product family datasheet

Product description	Surge capability (L/N-Ground)	Dimensions & weight			
		Mounting hole spacing, length	Product weight	Cable cross-section, input side	Cable cross-section, output side
OT 15/220...240/12 P		228.0 mm	170.00 g	1.0 mm ^{2 9)}	1.0 mm ^{2 9)}
OT 30/220...240/12 P		213.0 mm	330.00 g	1.0 mm ^{2 9)}	1.0 mm ^{2 9)}
OT FIT 60/220-240/12 P	6 kV	153 mm	473.00 g	1.0 mm ^{2 18)}	1.0 mm ^{2 19)}
OT FIT 150/220-240/12 P	6 kV	188.0 mm	920.00 g	1.0 mm ^{2 18)}	1.5 mm ^{2 23)}
OT FIT 300/220-240/12 P	6 kV	251 mm	1510.00 g	1.0 mm ^{2 18)}	2.5 mm ^{2 26)}

Product description	Wire preparation length, input side	Wire preparation length, output side	Cable/wire length, input side	Cable/wire length, output side	Width
OT 15/220...240/12 P	10 mm	10 mm	300 mm	300 mm	20.0 mm
OT 30/220...240/12 P	10 mm	10 mm	300 mm	300 mm	40.0 mm
OT FIT 60/220-240/12 P	60 mm	10 mm			53.0 mm
OT FIT 150/220-240/12 P	60 mm	10 mm			53.0 mm
OT FIT 300/220-240/12 P	60 mm	10 mm			83.0 mm

Product description	Length	Height	Mounting hole spacing, width	Colors & materials	Temperatures & operating conditions	
				Casing material	Ambient temperature range	Maximum temperature at tc test point
OT 15/220...240/12 P	237.0 mm	22.0 mm		Plastic	-25...+55 °C	80 °C
OT 30/220...240/12 P	220.0 mm	22.0 mm		Plastic	-25...+55 °C	80 °C
OT FIT 60/220-240/12 P	157.0 mm	31.5 mm	27.0 mm	Metal	-40...+50 °C ²⁰⁾	80 °C
OT FIT 150/220-240/12 P	202.0 mm	31.5 mm	27.0 mm	Metal	-40...+50 °C ²⁰⁾	90 °C
OT FIT 300/220-240/12 P	266.0 mm	39.5 mm	34.0 mm	Metal	-40...+50 °C ²⁰⁾	90 °C

Product description	Max.housing temperature in case of fault	Temperature range at storage	Permitted rel. humidity during operation	Lifespan	Capabilities
				ECG lifetime	Dimmable
OT 15/220...240/12 P	110 °C	-40...+85 °C	5...85 % ¹⁰⁾	50000 h ¹¹⁾	No
OT 30/220...240/12 P	110 °C	-40...+85 °C	5...85 % ¹⁰⁾	50000 h ¹¹⁾	No
OT FIT 60/220-240/12 P	-	-40...+85 °C	5...85 % ¹⁰⁾	50000 h ²¹⁾	No
OT FIT 150/220-240/12 P	-	-40...+85 °C	5...85 % ¹⁰⁾	50000 h ²⁴⁾	No
OT FIT 300/220-240/12 P	-	-40...+85 °C	5...85 % ¹⁰⁾	50000 h ²¹⁾	No

Product description	Dimming interface	Overheating protection	Overload protection	Short-circuit protection
OT 15/220...240/12 P	Not dimmable	Automatic reversible	Automatic reversible	Automatic reversible

Product family datasheet

Product description	Dimming interface	Overheating protection	Overload protection	Short-circuit protection
OT 30/220...240/12 P	Not dimmable	Automatic reversible	Automatic reversible	Automatic reversible
OT FIT 60/220-240/12 P	Not dimmable	Automatic reversible	Automatic reversible	Automatic reversible
OT FIT 150/220-240/12 P	Not dimmable	Automatic reversible	Automatic reversible	Automatic reversible
OT FIT 300/220-240/12 P	Not dimmable	Automatic reversible	Automatic reversible	Automatic reversible

Product description	No-load proof	Intended for no-load operation	Suitable for fixtures with prot. class
OT 15/220...240/12 P	Yes	No	II
OT 30/220...240/12 P	Yes	No	II
OT FIT 60/220-240/12 P	Yes	No	I / II
OT FIT 150/220-240/12 P	Yes	No	I / II
OT FIT 300/220-240/12 P	Yes	No	I / II

Product description	Number of channels	Type of connection, input side	Type of connection, output side	Certificates & standards
				Approval marks – approval
OT 15/220...240/12 P	1			CE / ENEC 18 / CB / CCC / EAC
OT 30/220...240/12 P	1			CE / ENEC 18 / CB / CCC / RCM / EAC / BIS
OT FIT 60/220-240/12 P	1	Wires	Wires	CE / CCC / ENEC / TISI / RCM
OT FIT 150/220-240/12 P	1	Wires	Wires	CE / CCC / ENEC / TISI / RCM
OT FIT 300/220-240/12 P	1	Wires	Wires	CE / CCC / ENEC / TISI / RCM

Product description	Standards	Protection class	Type of protection	Logistical data
				Commodity code
OT 15/220...240/12 P	Acc. to IEC 61347-1/Acc. to IEC 61347-2-13/Acc. to IEC 62384/Acc. to CISPR 15/Acc. to EN 61000-3-2/Acc. to EN 61547	II	IP66	850440829000
OT 30/220...240/12 P	Acc. to IEC 61347-1/Acc. to IEC 61347-2-13/Acc. to IEC 62384/Acc. to CISPR 15/Acc. to IEC 61000-3-2/Acc. to IEC 61547	II	IP66	850440829000

Product family datasheet

Product description	Standards	Protection class	Type of protection	Logistical data
				Commodity code
OT FIT 60/220-240/12 P	Acc. to EN 61347-1/Acc. to EN 61347-2-13/Acc. to EN 55015/Acc. to EN 61547/Acc. to EN 61000-3-2/Acc. to EN 61000-3-3/Acc. to EN 60598-1/Acc. to EN 62384	I	IP66/IP67	850440829000
OT FIT 150/220-240/12 P	Acc. to EN 61347-1/Acc. to EN 61347-2-13/Acc. to EN 55015/Acc. to EN 61547/Acc. to EN 61000-3-2/Acc. to EN 61000-3-3/Acc. to EN 60598-1/Acc. to EN 62384	I	IP66/IP67	850440829000
OT FIT 300/220-240/12 P	Acc. to EN 61347-1/Acc. to EN 61347-2-13/Acc. to EN 55015/Acc. to EN 61547/Acc. to EN 61000-3-2/Acc. to EN 61000-3-3/Acc. to EN 60598-1/Acc. to EN 62384	I	IP66/IP67	850440829000

- 1) V_{AC}
- 2) Full load at 230 V
- 3) at 230 V, 50 Hz
- 4) $t_{width} = 170 \mu s$ (measured at 50 % I_{peak})
- 5) $\pm 0.5 V$
- 6) Partial load 0...15 W
- 7) at steady state
- 8) SELV-equivalent
- 9) Flexible
- 10) Non-condensing
- 11) At $T_a = 70^\circ C$ / 10% failure rate
- 12) Full load at 230 V/Half load at 230 V
- 13) Partial load 0...30 W
- 14) At full load, 230 V, 50 Hz / see graphs
- 15) Typical, Full load, 230 VAC, 50 Hz / 60 Hz
- 16) At Full Load, 240VAC, Cold StartDuration=250uS 50% Ipk – 50% Ipk
- 17) ripple @ 100 Hz / full load
- 18) H05RN-F/3x1.0 mm²
- 19) H05RN-F/2x1.0 mm²
- 20) At fullload, T_c not exceeded
- 21) $T_c = 80^\circ C$, 0.2% / 1,000 h failure rate
- 22) At Full Load, 240VAC, Cold StartDuration=500uS 50%Ipk – 50%Ipk
- 23) H07RN-F/2X1.5mm²


Product family datasheet

24) $t_c = 80^\circ\text{C}$ - 0,2% / 1'000 h failure rate


25) At Full Load, 240VAC, Cold StartDuration=800uS 50%Ipk-50%Ipk

26) H07RN-F/2x2.5 mm²

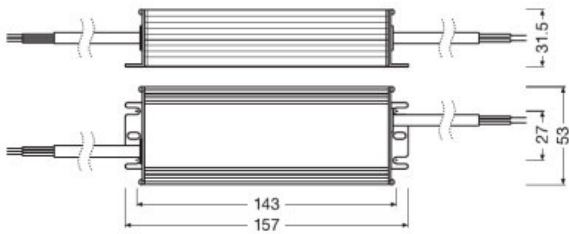
Product family datasheet



340660_OPTOTRONIC OT 15220-24012 P




340658_OPTOTRONIC OT 30220-24012 P



Line drawing of OT FIT 60220-24012 P



Line drawing of OT FIT 60220-24012 P




Line drawing of OT FIT 150220-24012 P



Line drawing of OT FIT 150220-24012 P

Product family datasheet



Line drawing of OT FIT 300220-24012 P



Line drawing of OT FIT 300220-24012 P

Application advice

For more detailed application information and graphics please see product datasheet.



Sales and Technical Support

Sales and Technical Support www.osram.com















Country specific information

Product description	Product code	METEL-Code	SEG-No.	STK number	UK Org
OT 15/220...240/12 P	4052899905559	-	-	4030247	-
OT 15/220...240/12 P	4052899905559	-	-	4030247	-
OT 30/220...240/12 P	4052899905542	-	-	4030248	-
OT 30/220...240/12 P	4052899905542	-	-	4030248	-

Download Data

File
 Product Datasheet Datasheet OT 15220-24012 P
 Brochures OPTOTRONIC constant-voltage LED power supplies and controls (EN)

Product family datasheet

	Certificates 345363_CB-Certificate OT15 220 240 12P
	Declarations of conformity 728507_EU Declaration OT
	Declarations of conformity EU Declaration of Conformity 3540579
	Installation/Operation notice 344925_Instruction Sheet_OT 15220-24012 P
	CAD data 3-dim OT 15 220-240 12V P- 3D stp file
	Product Datasheet Datasheet OT 30220-24012 P
	CAD data 3-dim OT 30 220-240 12 P-3D stp file
	User instruction OPTOTRONIC LED Power Supply
	Declarations of conformity OT FIT 12P CE 4192443 02 130220
	CAD data 3-dim OT FIT 60 220-240 12 P - 3D stp file
	Product Datasheet Datasheet-OT FIT 150_220-240_12_P
	CAD data 3-dim OT FIT 150 220-240 12 P - 3D stp file
	Product Datasheet Datasheet-OT FIT 300_220-240_12_P
	CAD data 3-dim OT FIT 300 220-240 12 P - 3D stp file

Ecodesign regulation information:

Intended for use with LED modules.

The forward voltage of the LED light source shall be within the defined operating window of the control gear in all operating conditions including dimming if applicable.

Separate control gear and light sources must be disposed of at certified disposal companies in accordance with Directive 2012/19/EU (WEEE) in the EU and with Waste Electrical and Electronic Equipment (WEEE) Regulations 2013 in the UK. For this purpose, collection points for recycling centres and take-back systems (CRSO) are available from retailers or private disposal companies, which accept separate control gear and light sources free of charge. In this way, raw materials are conserved and materials are recycled.

Product family datasheet

Logistical Data

Product code	Product description	Packaging unit (Pieces/Unit)	Dimensions (length x width x height)	Volume	Gross weight
4052899905559	OT 15/220...240/12 P	Shipping carton box 50	356 mm x 309 mm x 209 mm	22.99 dm ³	11035.00 g
4052899905542	OT 30/220...240/12 P	Shipping carton box 30	356 mm x 292 mm x 223 mm	23.18 dm ³	12005.00 g
4062172133487	OT FIT 60/220-240/12 P	Shipping carton box 15	349 mm x 224 mm x 153 mm	11.96 dm ³	7430.00 g
4062172133500	OT FIT 150/220-240/12 P	Shipping carton box 15	349 mm x 284 mm x 153 mm	15.16 dm ³	14185.00 g
4062172133548	OT FIT 300/220-240/12 P	Shipping carton box 10	419 mm x 329 mm x 123 mm	16.96 dm ³	15747.00 g

The mentioned product code describes the smallest quantity unit which can be ordered. One shipping unit can contain one or more single products. When placing an order, for the quantity please enter single or multiples of a shipping unit.

Disclaimer

Subject to change without notice. Errors and omission excepted. Always make sure to use the most recent release.